

Survey - Using Design in Primary Programming - Research Project

We would like to invite you to complete a 15 minute survey about how you use design in programming lessons and how you use planning in writing lessons.

If you would like to take part, we would be very grateful, but you should only take part if you want to – it is entirely up to you. If you choose not to take part, there won't be any disadvantages for you, and you will hear no more about it.

Please read the following information carefully before you decide to take part; this will tell you why the research is being done and what you will be asked to do if you take part. Please ask if there is anything that is not clear or if you would like more information.

This work is being undertaken because pupils across England are now required to study computing from the start of their primary education, including solving problems by creating programming projects. This study hopes to better understand how we teach young learners and therefore help develop methods for teaching programming. We are asking you to complete a short survey about how you teach programming and how you teach writing.

All data will be anonymised, meaning that individuals cannot be identified from the data gathered and evidence presented.

If you choose to share your email address so we can ask follow up questions, the emails will be separated from your answers when the data is analysed and will not be part of the analysis. We will not share your email address with anyone. Data will be stored on password-protected computers or in locked containers.

Please email the principle researcher Jane Waite (j.l.waite@gmul.ac.uk) if you need more information.

If you have any questions or concerns about the manner in which the study was conducted please, in the first instance, contact the researcher responsible for the study. If this is unsuccessful, or not appropriate, please contact the Secretary at the Queen Mary Ethics of Research Committee, Room W104, Queen's Building, Mile End Campus, Mile End Road, London or research-ethics@gmul.ac.uk.

The ethics approval number for this research is QMREC2007a

* Required

1. Do you teach programming? *

Mark only one oval.

Yes

No *Skip to question 24.*

About teaching programming

2. How confident are you teaching programming?

Mark only one oval.

1 2 3 4 5

Very confident Not at all confident

3. What planning do you use for teaching programming? For example, we follow Somerset Grid for Learning plans, we make up our own and use Barefoot material.

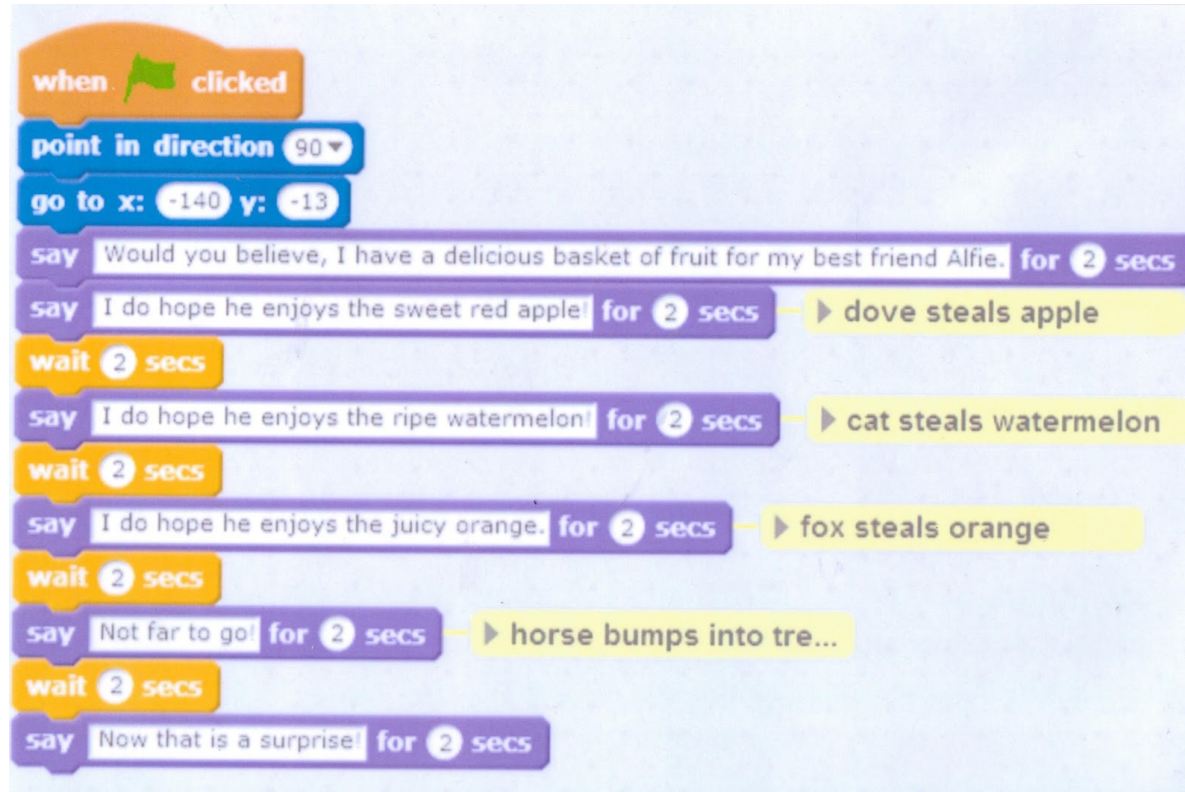
4. What programming languages do you use to teach programming to your current class?

Mark only one oval per row.

	Mostly	Sometimes
Scratch	<input type="radio"/>	<input type="radio"/>
2Code (Purple Mash)	<input type="radio"/>	<input type="radio"/>
Espresso Coding	<input type="radio"/>	<input type="radio"/>
ScratchJnr	<input type="radio"/>	<input type="radio"/>
Hopscotch	<input type="radio"/>	<input type="radio"/>
Daisy the Dinosaur	<input type="radio"/>	<input type="radio"/>
Blockly (e.g. Hour of Code)	<input type="radio"/>	<input type="radio"/>
Kodu	<input type="radio"/>	<input type="radio"/>
Python	<input type="radio"/>	<input type="radio"/>

5. If you teach any other programming languages to your class please list them.

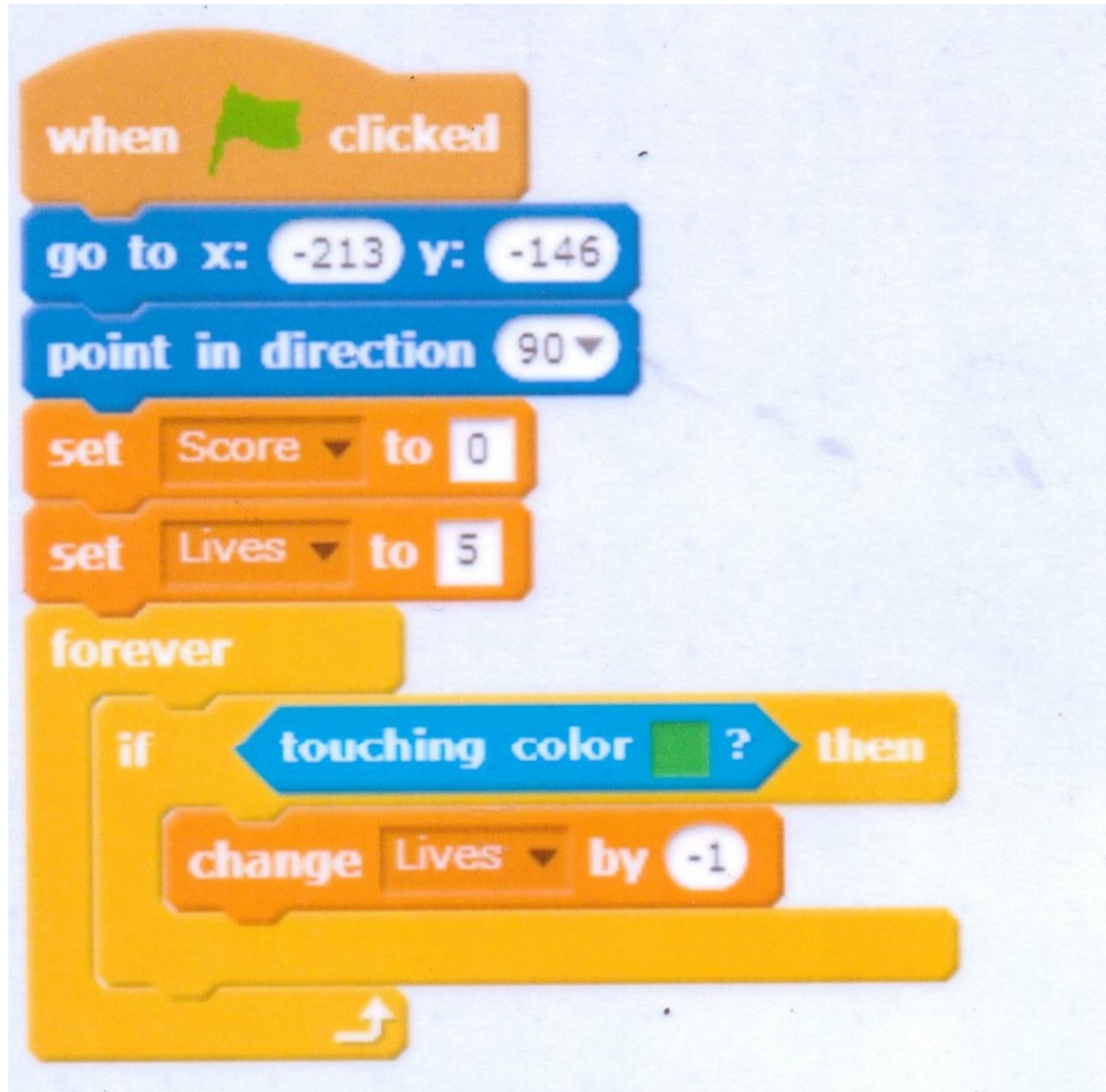
6. Which of these words would you use to describe this image? (You can choose more than one word if you like.) It is a picture of ...



Check all that apply.

- A program
- Some code
- A plan
- An algorithm
- A script
- A design
- Other: _____

7. Which of these words would you use to describe this image? (You can choose more than one word if you like.) It is a picture of ...

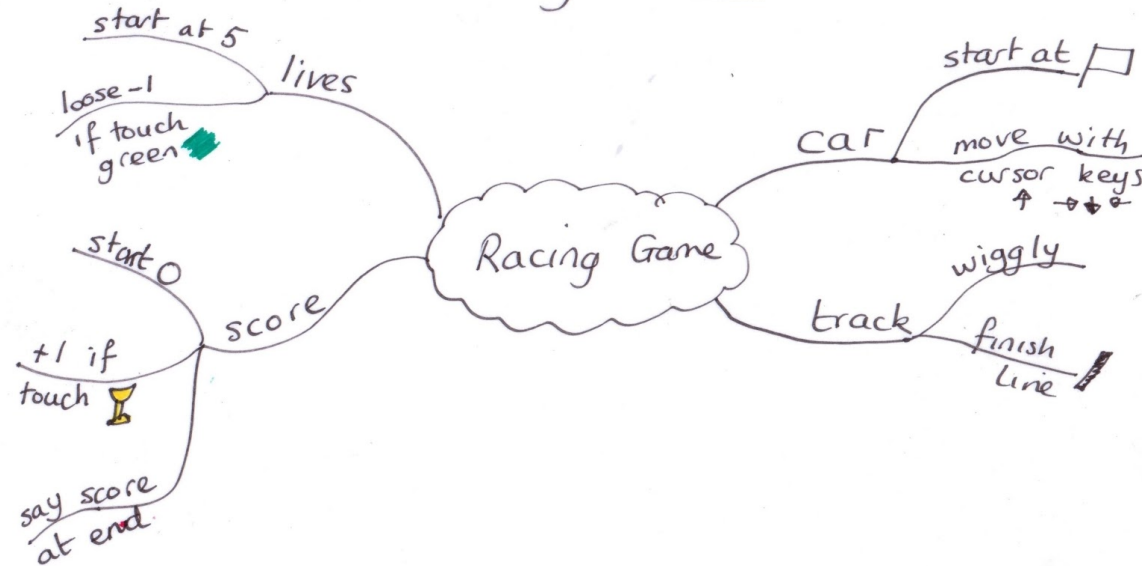


Check all that apply.

- A program
- Some code

- A plan
- An algorithm
- A script
- A design
- Other: _____

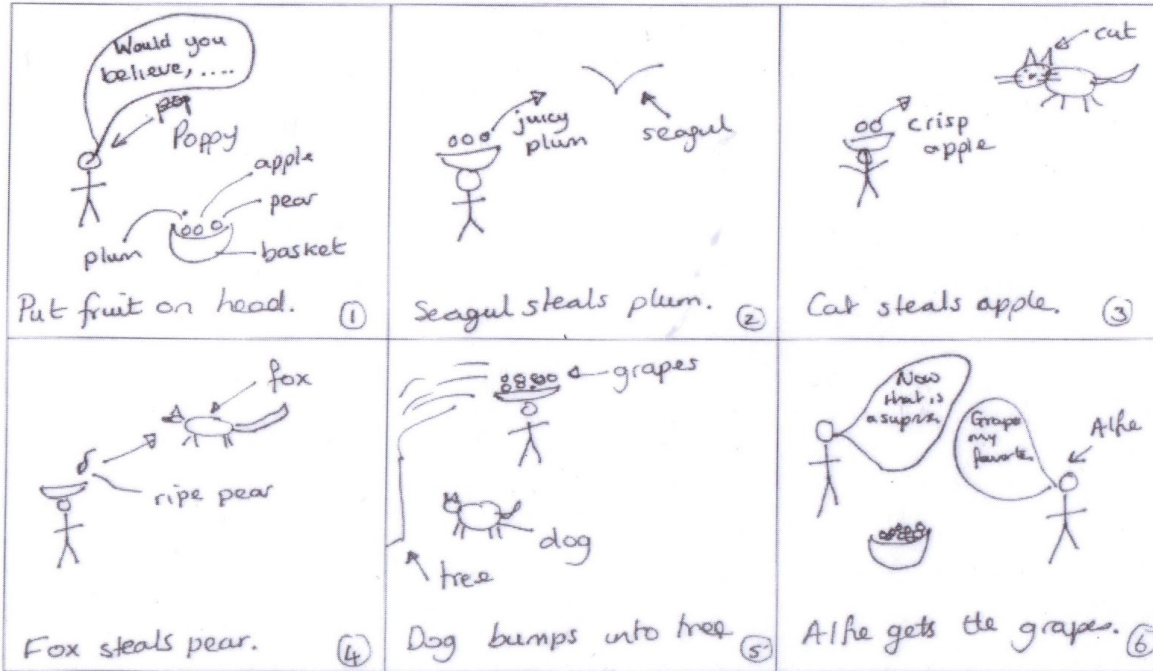
8. Which of these words would you use to describe this image? (You can choose more than one word if you like.) It is a picture of ...



Check all that apply.

- A program
- Some code
- A plan
- An algorithm
- A script
- A design
- Other: _____

9. Which of these words would you use to describe this image? (You can choose more than one word if you like.) It is a picture of ...



Check all that apply.

- A program
- Some code
- A plan
- An algorithm
- A script
- A design
- Other: _____

10. What training have you had related to programming?

Check all that apply.

- None
- Self taught, e.g. MOOCs, reading books, on the job
- Programming was covered in my initial teacher training
- Programming was not covered in my initial teacher training
- Conferences, short courses
- BCS Certificate
- GCSE level
- A level
- Degree or above
- Other: _____

11. Have you had any specific training on using design in programming?

Mark only one oval.

- Yes
- No

12. If yes, please explain.

13. When teaching programming, do you require your pupils to consider or use a design at some point? By design we mean a high-level plan of what program is intended to do. A design could be verbal, written or drawn, informal or formal. *

Mark only one oval.

- 1 Always *Skip to question 14.*
- 2 Usually *Skip to question 14.*
- 3 Sometimes *Skip to question 14.*
- 4 Rarely *Skip to question 14.*
- 5 Never *Skip to question 24.*

Using design in programming

14. Based on your recent practice of teaching programming projects, did you expect pupils to

Mark only one oval per row.

	1 Always	2 Usually	3 Sometimes	4 Rarely	5 Never
create a design before they start coding?	<input type="radio"/>	<input type="radio"/>	<input type="radio"/>	<input type="radio"/>	<input type="radio"/>
create a design at some point, but not straight away?	<input type="radio"/>	<input type="radio"/>	<input type="radio"/>	<input type="radio"/>	<input type="radio"/>
annotate their design with useful code snippets?	<input type="radio"/>	<input type="radio"/>	<input type="radio"/>	<input type="radio"/>	<input type="radio"/>
refer to their design when coding?	<input type="radio"/>	<input type="radio"/>	<input type="radio"/>	<input type="radio"/>	<input type="radio"/>
tick off what they have done so far on their design?	<input type="radio"/>	<input type="radio"/>	<input type="radio"/>	<input type="radio"/>	<input type="radio"/>
change their design once they have started coding?	<input type="radio"/>	<input type="radio"/>	<input type="radio"/>	<input type="radio"/>	<input type="radio"/>
mark things that did not work on their design?	<input type="radio"/>	<input type="radio"/>	<input type="radio"/>	<input type="radio"/>	<input type="radio"/>
note on their design their confidence to implement the different parts?	<input type="radio"/>	<input type="radio"/>	<input type="radio"/>	<input type="radio"/>	<input type="radio"/>
evaluate their design as they go along?	<input type="radio"/>	<input type="radio"/>	<input type="radio"/>	<input type="radio"/>	<input type="radio"/>
evaluate their design when they have finished their coding?	<input type="radio"/>	<input type="radio"/>	<input type="radio"/>	<input type="radio"/>	<input type="radio"/>

15. For programming projects, do you

Mark only one oval per row.

	1 Always	2 Usually	3 Sometimes	4 Rarely	5 Never
mark the designs created by pupils?	<input type="radio"/>	<input type="radio"/>	<input type="radio"/>	<input type="radio"/>	<input type="radio"/>
keep designs created by pupils?	<input type="radio"/>	<input type="radio"/>	<input type="radio"/>	<input type="radio"/>	<input type="radio"/>
use a design as a contract to support pupils when programming in pairs?	<input type="radio"/>	<input type="radio"/>	<input type="radio"/>	<input type="radio"/>	<input type="radio"/>
use designs to differentiate work?	<input type="radio"/>	<input type="radio"/>	<input type="radio"/>	<input type="radio"/>	<input type="radio"/>
use the designs created by pupils to work out what to teach next?	<input type="radio"/>	<input type="radio"/>	<input type="radio"/>	<input type="radio"/>	<input type="radio"/>
demonstrate to pupils (model) the creation of designs?	<input type="radio"/>	<input type="radio"/>	<input type="radio"/>	<input type="radio"/>	<input type="radio"/>
demonstrate to pupils the use of designs?	<input type="radio"/>	<input type="radio"/>	<input type="radio"/>	<input type="radio"/>	<input type="radio"/>
demonstrate to pupils the evaluation of designs?	<input type="radio"/>	<input type="radio"/>	<input type="radio"/>	<input type="radio"/>	<input type="radio"/>

16. Have your pupils been taught more than one programming project in your school?

Mark only one oval.

- Yes
 No

17. If yes,

Mark only one oval per row.

	1 Always	2 Usually	3 Sometimes	4 Rarely	5 Never
do you ask pupils to refer back to old designs for new projects?	<input type="radio"/>	<input type="radio"/>	<input type="radio"/>	<input type="radio"/>	<input type="radio"/>
do you pass designs on to the next class?	<input type="radio"/>	<input type="radio"/>	<input type="radio"/>	<input type="radio"/>	<input type="radio"/>

18. Do you use design in any other ways or for any other purposes?

Mark only one oval.

- Yes
 No

19. If yes, please explain how.

20. What formats of design do you use for programming projects?

Mark only one oval per row.

	1 Always	2 Usually	3 Sometimes	4 Rarely	5 Never
Verbal	<input type="radio"/>	<input type="radio"/>	<input type="radio"/>	<input type="radio"/>	<input type="radio"/>
Written notes	<input type="radio"/>	<input type="radio"/>	<input type="radio"/>	<input type="radio"/>	<input type="radio"/>
Storyboards	<input type="radio"/>	<input type="radio"/>	<input type="radio"/>	<input type="radio"/>	<input type="radio"/>
Concept/Mind Maps	<input type="radio"/>	<input type="radio"/>	<input type="radio"/>	<input type="radio"/>	<input type="radio"/>
Labelled diagrams	<input type="radio"/>	<input type="radio"/>	<input type="radio"/>	<input type="radio"/>	<input type="radio"/>
Pseudocode	<input type="radio"/>	<input type="radio"/>	<input type="radio"/>	<input type="radio"/>	<input type="radio"/>
Flowcharts	<input type="radio"/>	<input type="radio"/>	<input type="radio"/>	<input type="radio"/>	<input type="radio"/>
Other	<input type="radio"/>	<input type="radio"/>	<input type="radio"/>	<input type="radio"/>	<input type="radio"/>

21. If you use other formats what are they?

22. Do you create different types of design for different types of programming projects? e.g. storyboards for animations, lists for quizzes.

Mark only one oval.

- Yes
 No

23. If yes, please explain.

Teaching writing

24. Do you teach writing? (By writing we mean literacy or English lessons.) *

Mark only one oval.

Yes

No Skip to question 37.

More about teaching writing

25. How confident are you teaching writing?

Mark only one oval.

1 2 3 4 5

Very confident Not at all confident

26. When teaching writing of substantial pieces of work, do you require pupils to use a high level plan? (By a substantial we mean a task that will take several days to write, or that is more than a few paragraphs, such as a developed story, or non-fiction piece.) *

Mark only one oval.

Always Skip to question 27.

Usually Skip to question 27.

Sometimes Skip to question 27.

Rarely Skip to question 27.

Never Skip to question 37.

Using plans in writing

27. Based on your recent practice of teaching substantial writing tasks, did you expect pupils to ...

Mark only one oval per row.

	1 Always	2 Usually	3 Sometimes	4 Rarely	5 Never
create a plan before they start to write?	<input type="radio"/>	<input type="radio"/>	<input type="radio"/>	<input type="radio"/>	<input type="radio"/>
create a plan at some point, but not straight away?	<input type="radio"/>	<input type="radio"/>	<input type="radio"/>	<input type="radio"/>	<input type="radio"/>
annotate their plan with useful words and phrases?	<input type="radio"/>	<input type="radio"/>	<input type="radio"/>	<input type="radio"/>	<input type="radio"/>
refer to their plan during writing?	<input type="radio"/>	<input type="radio"/>	<input type="radio"/>	<input type="radio"/>	<input type="radio"/>
tick off what they have done so far on the plan?	<input type="radio"/>	<input type="radio"/>	<input type="radio"/>	<input type="radio"/>	<input type="radio"/>
change their plan once they have started writing?	<input type="radio"/>	<input type="radio"/>	<input type="radio"/>	<input type="radio"/>	<input type="radio"/>
mark things that did not work on their plan?	<input type="radio"/>	<input type="radio"/>	<input type="radio"/>	<input type="radio"/>	<input type="radio"/>
note on their plan their confidence to write the different parts?	<input type="radio"/>	<input type="radio"/>	<input type="radio"/>	<input type="radio"/>	<input type="radio"/>
refer back to old plans for new pieces of work?	<input type="radio"/>	<input type="radio"/>	<input type="radio"/>	<input type="radio"/>	<input type="radio"/>
evaluate their plan as they go along?	<input type="radio"/>	<input type="radio"/>	<input type="radio"/>	<input type="radio"/>	<input type="radio"/>
evaluate their plan when they have finished their writing?	<input type="radio"/>	<input type="radio"/>	<input type="radio"/>	<input type="radio"/>	<input type="radio"/>

28. For substantial writing tasks, do you

Mark only one oval per row.

	1 Always	2 Usually	3 Sometimes	4 Rarely	5 Never
mark the plans created by pupils?	<input type="radio"/>	<input type="radio"/>	<input type="radio"/>	<input type="radio"/>	<input type="radio"/>
keep plans created by pupils?	<input type="radio"/>	<input type="radio"/>	<input type="radio"/>	<input type="radio"/>	<input type="radio"/>
use plans to differentiate work?	<input type="radio"/>	<input type="radio"/>	<input type="radio"/>	<input type="radio"/>	<input type="radio"/>
use the plans created by pupils to work out what to teach next?	<input type="radio"/>	<input type="radio"/>	<input type="radio"/>	<input type="radio"/>	<input type="radio"/>
demonstrate to pupils (model) the creation of plans	<input type="radio"/>	<input type="radio"/>	<input type="radio"/>	<input type="radio"/>	<input type="radio"/>
demonstrate to pupils the use of plans?	<input type="radio"/>	<input type="radio"/>	<input type="radio"/>	<input type="radio"/>	<input type="radio"/>
demonstrate to pupils the evaluation of plans?	<input type="radio"/>	<input type="radio"/>	<input type="radio"/>	<input type="radio"/>	<input type="radio"/>

29. Have your pupils been taught more than one substantial writing task in your school?

Mark only one oval.

Yes

No

30. If yes,

Mark only one oval per row.

	1 Always	2 Usually	3 Sometimes	4 Rarely	5 Never
do you ask pupils to refer back to old plans for new writing tasks?	<input type="radio"/>	<input type="radio"/>	<input type="radio"/>	<input type="radio"/>	<input type="radio"/>
do you pass plans on to the next class?	<input type="radio"/>	<input type="radio"/>	<input type="radio"/>	<input type="radio"/>	<input type="radio"/>

31. What formats of plans do you use for writing?

Mark only one oval per row.

	1 Always	2 Usually	3 Sometimes	4 Rarely	5 Never
Verbal	<input type="radio"/>	<input type="radio"/>	<input type="radio"/>	<input type="radio"/>	<input type="radio"/>
Written notes	<input type="radio"/>	<input type="radio"/>	<input type="radio"/>	<input type="radio"/>	<input type="radio"/>
Storyboards	<input type="radio"/>	<input type="radio"/>	<input type="radio"/>	<input type="radio"/>	<input type="radio"/>
Concept/Mind Maps	<input type="radio"/>	<input type="radio"/>	<input type="radio"/>	<input type="radio"/>	<input type="radio"/>
Labelled diagrams	<input type="radio"/>	<input type="radio"/>	<input type="radio"/>	<input type="radio"/>	<input type="radio"/>
Other	<input type="radio"/>	<input type="radio"/>	<input type="radio"/>	<input type="radio"/>	<input type="radio"/>

32. If you use other formats what are they?

33. Do you create different types of plans for different types of writing e.g. storyboards for traditional tales, mind maps for poems.

Mark only one oval.

- Yes
 No

34. If yes, please explain.

35. Do you use plans in any other ways or for any other purposes?

Mark only one oval.

Yes

No

36. If yes, please explain how.

General views on design and planning

37. Do you think design in programming projects is useful? *

Mark only one oval.

	1	2	3	4	5	
Very useful	<input type="radio"/>	<input type="radio"/>	<input type="radio"/>	<input type="radio"/>	<input type="radio"/>	Not at all useful

38. What DRAWBACKS (if any) are there in asking pupils to use a design in a programming project?

39. What **ADVANTAGES** (if any) are there in asking pupils to use a design in a programming project?

40. What do you think pupils think about being asked to use a design in a programming project?

41. Do you think planning in substantial writing tasks is useful? *

Mark only one oval.

	1	2	3	4	5	
Very useful	<input type="radio"/>	<input type="radio"/>	<input type="radio"/>	<input type="radio"/>	<input type="radio"/>	Not at all useful

42. What **DRAWBACKS** (if any) are there in asking pupils to use a plan in a substantial writing task?

43. What **ADVANTAGES** (if any) are there in asking pupils to use a plan in a substantial writing task?

44. What do you think pupils think about being asked to use a plan in a substantial writing task?

45. Do you have any other comments about design in programming or planning in writing?

About your teaching

46. What age of pupil do you teach?

Check all that apply.

- Early Years (aged 3-4)
- KS1 (aged 5-7)
- KS2 (aged 8-11)
- KS3 (aged 12-14)
- KS4 (aged 14-16)
- KS5 (aged 17-18)
- University and above
- Adults - e.g. other teachers
- Other: _____

47. How long have you been teaching

Mark only one oval per row.

	More than 5 years	3 to 5 years	2 to 3 years	1 to 2 years	less than 1 year	I don't teach this subject
programming?	<input type="radio"/>	<input type="radio"/>	<input type="radio"/>	<input type="radio"/>	<input type="radio"/>	<input type="radio"/>
writing?	<input type="radio"/>	<input type="radio"/>	<input type="radio"/>	<input type="radio"/>	<input type="radio"/>	<input type="radio"/>

48. What are your teaching roles?

Check all that apply.

- Classroom teacher
- Specialist teacher only teaching computing
- Volunteer teaching programming in class or after school
- Trainee teacher
- Resource developer
- Teacher trainer
- Computing At School Master Teacher
- Other: _____

49. To which gender identity do you most identify?

Mark only one oval.

- Female
- Male
- Prefer not to answer
- Other: _____

End of survey thank you

50. If you would like to take part in a pilot study using design in programming, please give your email address below.

51. If you are happy for us to contact you to conduct a follow up interview, please give your email address below.

52. Thank you for completing our survey. If you have any comments, please leave them here. Or, if you have any questions about the survey or the research, please provide you email and question here, or contact j.l.waite@qmul.ac.uk directly.
